


heatcon!
Reset



ebv
elektronik

heat
con!



Reset

Inside the heatcon! system there are different reset possibilities.

These can reset partial areas or the entire system.

A reset depends on the set access right (Owner, Expert, OEM),
only the settings can be reset,
for which the access right exists.


Reset heatcon! MMI

heatcon! MMI

In the MMI menu a reset is performed
for the MMI specific properties.

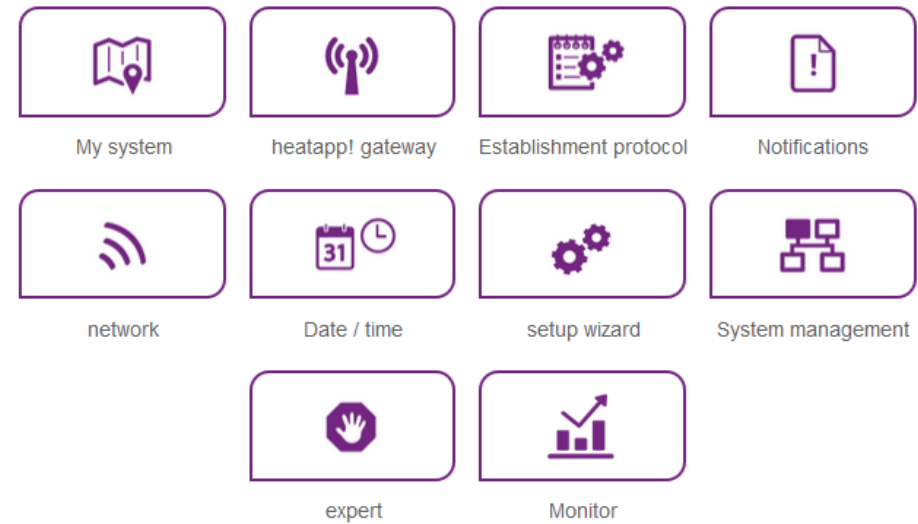

E.g. language and presentation

No reset from
System properties
Hydraulic settings
Network settings

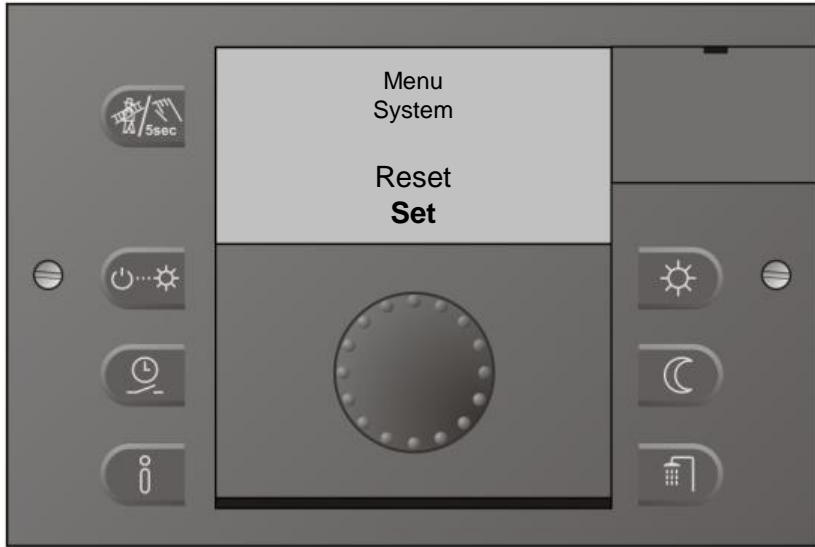


Further reset options

All other reset options can be performed either on the MMI or via the browser interface or with Tablet / Smartphone in the Expert menu.



Reset heatcon! Menu System



heatcon! EC
Reset performed
in the "SYSTEM" menu

All EC heating specific settings including counters are reset.

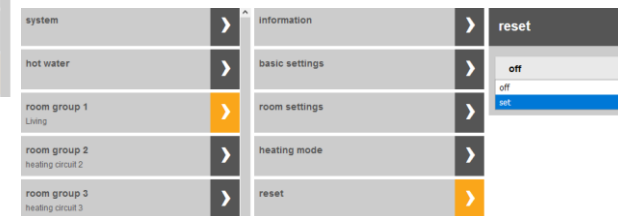
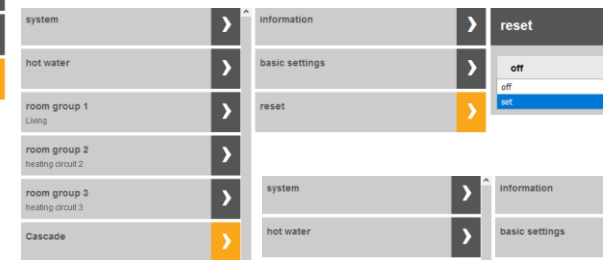
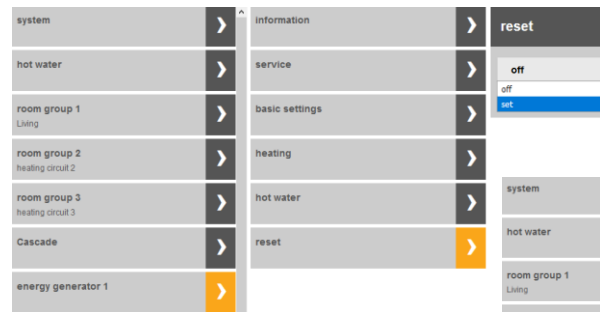
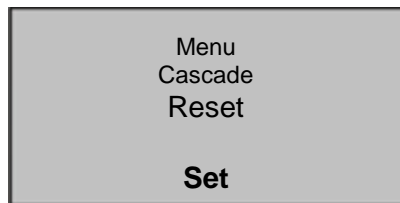
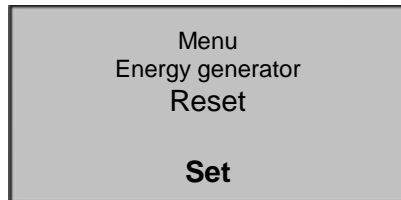
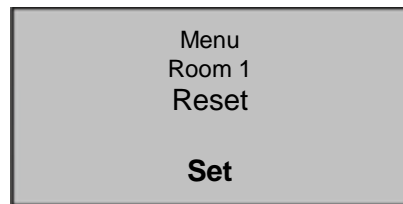
After the reset has been completed, the setup wizard on the MMI starts.

system	>	clima zone -12.0 °C	>	reset
hot water	>	building medium	>	off
room group 1 heating circuit 1	>	emergency mode outside tempe... 0.0 °C	>	off
room group 2 heating circuit 2	>	color symbols on	>	set
room group 3 heating circuit 3	>	reset off	>	

When resetting via the browser interface, network settings, plant location and users are retained.

heatcon! Parameter Reset

Within the individual menus (room, heating circuit, hot water, etc.)
a reset can be carried out,
which only refers to the menu you are in
and resets it to the factory setting.



heatcon! counter Reset

Heat balance / Running times / Starts

Menu
Solar
Pump
Reset-Counter
Set

These counters are reset separately from each other and independently of the reset of the parameter menu.

Menu
Solar
Heat balance
Reset
Set

The respective counter reset is located in the corresponding menu.

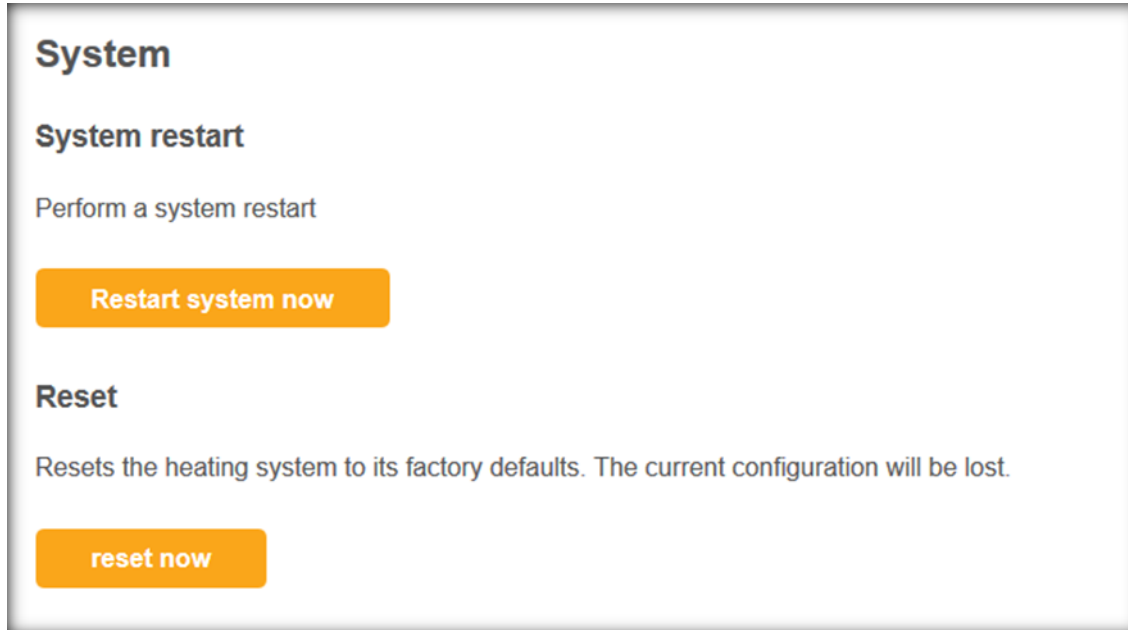
e.g. Solar heat balance in the solar / heat balance menu

e.g. Solar runtime/starts in menu solar / pump

e.g. energy generator runtime/starts in the menu energy generator / service



heatcon! EC Reset (factory reset)

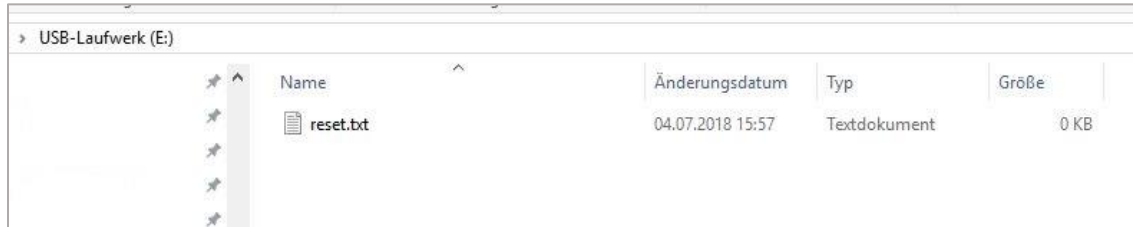


**Reset via App or PC
on menu
„System management “**


**All EC settings
including network settings
and counter
are reset.**

**After a reset
the setup wizard
will start**

heatcon! EC Reset (factory reset) without login data



- Create an empty text document with the name Reset on a USB memory stick
- The reset stick will be plugged in for approx 5 minutes at heatcon! EC.



Factory reset via USB memory stick

All EC settings including network settings, plant location, user data and counter are reset to the factory settings.

After successful reset the setup wizards will start.

EBV
elektronik



**heat
con!**

